





Mammography Ordering Guidelines

SCREENING

 When you can do a screening mammogram:	 When you can NOT do a screening mammogram:
Women over 30 years old without breast problems	Women under 30 years old, with the exception of pre-op or strong family history
Women under 30 years old can have mammograms for pre-op (breast surgery)	Anyone who didn't do their short term follow-up or additional imaging as recommended on previous mammogram by Hill Medical radiologists*
Women under 30 but only if mother or sister was diagnosed with breast cancer at an age within 10 years of the patients current age	Recent diagnosis of breast cancer in the past 2 years
Patients with unilateral breast without symptoms	Bilateral mastectomies or bilateral tram flap surgery
Breast implants/silicone injections	Possible implant rupture
General breast pain (bilateral/unilateral)	Patient with new breast symptoms such as lumps, focal pain, discharge, acute inverted nipples and/or acute swelling or thickening of breast
Lactating women: 3 months after they stop breast feeding or they must nurse or pump 15 mins prior to exam	Male patients

DIAGNOSTIC

 When you can do a diagnostic mammogram:	 When you can NOT do a diagnostic mammogram:
Anyone over 30 years old with breast problems	Anyone under 30 years old, unless approved by radiologist
Recent diagnosis of breast cancer in the past 2 years	Bilateral mastectomies or bilateral tram flap surgery
For short term follow-ups or additional imaging as recommended on previous mammogram	
Possible implant rupture	
Patient with new breast symptoms such as lumps, focal pain, discharge, acute inverted nipples and/or acute swelling or thickening of breast	

What to order:

Ultrasound only = If patient had previous mammo less than 6 months ago

Unilateral diagnostic mammogram and ultrasound = If patient had previous mammo more than 6 months ago

Bilateral diagnostic mammogram and ultrasound = if patient had previous mammo in the same month of their last mammo the previous year

*Please refer to your patient's most recent breast imaging report to confirm recommended study; patients recommended for follow-up diagnostic studies must complete those prior to returning to screening.

**We highly encourage patients to complete their follow-ups or callbacks at any of our Huntington Hill Breast Centers if recommended by us.



Huntington-Hill Imaging Center Glendora
 130 West Route 66, #110
 Glendora, CA 91740
 Facility: (626) 914-3384 | Fax: (626) 914-6254
Scheduling: (626) 698-7266
Scheduling Fax: (626) 445-1124



Huntington-Hill Breast Center Arcadia
 301 W. Huntington Drive, Suite 617
 Arcadia, CA 91007
 Facility: (626) 701-5850 | Fax: (626) 701-5854
Scheduling: (626) 698-7266
Scheduling Fax: (626) 445-1124



Huntington-Hill Imaging Center Cordova
 751 Cordova Street
 Pasadena, CA 91101
 Facility: (626) 577-2424 | Fax: (626) 577-2986
Scheduling: (626) 698-7266
Scheduling Fax: (626) 445-1124



Jim & Eleanor Randall Breast Center
 625 South Fair Oaks Ave. North Lobby, Suite 140
 Pasadena, CA 91105
 Facility: (626) 793-6141 | Fax: (626) 796-0172
Scheduling: (626) 698-7210
Scheduling Fax: (626) 737-2579

ALL PATIENTS

We cannot perform any exam without a doctor's order or authorization.
 You **MUST** bring your current insurance card and authorization with you to register at the time of your appointment **OR** you will be held financially responsible for the cost of the exam.
 If you cannot keep your appointment, please call to let us know and to reschedule.
 If your specific exam is not listed below, no special preparation is required.

TODOS LOS PACIENTES

No podemos realizar ningún examen sin la orden o autorización de un médico.
 DEBE traer su tarjeta de seguro actual y autorización para registrarse en el momento de su cita **O DEBERÁ** ser responsable financieramente por el costo del examen.
 Si no puede asistir a su cita, llámenos para informarnos y reprogramarla.
 Si su examen específico no figura a continuación, no se requiere preparación especial.

所有病人

若無醫生指令或授權，我們不能執行任何檢查。
 在您約定的檢查時間登記時，您必須攜帶身份證，有效的保險卡、保險批准書，否則您可能要自付檢查費用或重新安排檢查時間。
 若您無法在約定時間前來進行檢查，請提前24小時致電通知我們並重新安排檢查時間。若您要接受的檢查不在下表範圍內，則無需特別準備。

Mammogram Patients

Please wear a two-piece outfit so that you can remove your top for the exam.
 Do **NOT** wear any powder, deodorant, lotion or perfume under the breast or underarm area.
 If you have had a previous mammogram at another facility, it is extremely important for you to bring those films with you when you come in for your appointment.

Pacientes con mamografía

Use un atuendo de dos piezas para que pueda quitarse la parte superior para el examen.
 No use ningún polvo, desodorante, loción o perfume debajo del área de los senos o las axilas.
 Si ha tenido una mamografía previa en otra instalación, es extremadamente importante que traiga esas películas cuando vaya a su cita.

接受乳房 X 光檢查的病人

請穿上兩件式服裝，便於您脫掉上衣接受檢查。
 不要在乳房或腋下附近塗抹任何藥粉、除臭劑、乳液或香水。
 若您之前曾在另一家機構做過乳房 X 光檢查，檢查時，您必須攜帶在另外機構做過的乳房 X 光檢查片一同前來，這非常重要

	X-ray	Breast Imaging					
		Diagnostic				Screening	
	DXA	Diagnostic Mammography	Breast Ultrasound	Breast MRI	Breast Biopsy	2D Mammography	3D Mammography/ Tomosynthesis
Jim & Eleanor Randall Breast Center	●	●	●		●	●	●
HHBC - Arcadia		●	●			●	●
HHIC - Fair Oaks				●	●		
HHIC - Cordova						●	
HHIC - Glendora	●	●	●	●		●	
HHIC - West Covina	●						